

BALANCE SHEET AS AT
31-Mar-09
31-Mar-08
SOURCES OF FUNDS
Sch
SHARE HOLDERS' FUNDS

Share Capital	<i>1</i>	160,752,600	137,744,000
Outstanding Sweat Equity Options	<i>2</i>	5,647,687	-
Reserves & Surplus	<i>3</i>	698,167,897	242,824,164

LOAN FUNDS

Secured	<i>4</i>	7,122,548,468	3,004,233,799
Unsecured			37,500,000

DEFERRED TAX LIABILITY(Net)

<i>5</i>	-	1,077,000
----------	---	-----------

TOTAL

7,987,116,652	3,423,378,963
----------------------	----------------------

APPLICATION OF FUNDS
FIXED ASSETS

Gross Block	<i>6</i>	65,114,895	43,935,281
Less: Accumulated Depreciation		26,724,101	8,800,201
Net Block		38,390,794	35,135,080

INVESTMENT
NIL
NIL
CURRENT ASSETS, LOANS & ADVANCES

Micro-finance & Other Loans	<i>7</i>	7,105,217,876	3,370,551,068
Less: Assigned Portfolio <i>(Loans Outstanding held on Behalf of other Financial Institutions)</i>		1,798,841,651	599,092,393
		5,306,376,225	2,771,458,675
Less: Provision for Loan Losses		348,746	1,724,215
Net Loans Outstanding		5,306,027,479	2,769,734,460
Cash and Balance in Current Accounts	<i>8</i>	3,124,336,429	742,635,625
Other Advances	<i>9</i>	176,488,616	70,090,281
Total (A)		8,606,852,524	3,582,460,366

Less: CURRENT LIABILITIES AND PROVISIONS

Current Liabilities		473,273,133	147,256,179
Provisions		185,832,533	46,960,304
Total (B)		659,105,666	194,216,483

NET CURRENT ASSETS (A-B)

7,947,746,858	3,388,243,883
----------------------	----------------------

DEFERRED TAX ASSETS (Net)

<i>5</i>	979,000	-
----------	----------------	---

TOTAL

7,987,116,652	3,423,378,963
----------------------	----------------------

Significant Accounting Policies and Notes to Accounts
18

As per our report of even date attached
for **V.NAGARAJAN & Co.,**
Chartered Accountants

Hyderabad,
May 18, 2009


(V. NAGARAJAN)

Partner: M. No. 019959




Managing Director


Director


Company Secretary
M.No. 12605



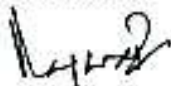
INCOME AND EXPENDITURE ACCOUNT FOR THE YEAR ENDED ON		31-Mar-09	31-Mar-08
	<i>Sch</i>		
INCOME			
Income from Operations	11	1,395,016,077	639,008,146
Other Income	12	51,078,754	11,157,973
TOTAL		1,446,094,831	650,166,119
EXPENDITURE			
Financial Expenses	13	607,441,354	287,161,177
Personnel Expenses	14	320,225,153	190,287,814
Administrative & Operational Expenses	15	146,510,157	84,749,103
Bad Debts Written Off		21,222,733	20,392,853
Depreciation		10,633,408	2,539,472
TOTAL		1,106,032,805	585,230,419
Profit Before Prior Period Charges and Tax		340,062,026	64,935,700
Prior Period Charges	16	21,567,269	2,939,751
Profit After Prior Period but before Tax		361,629,295	67,875,451
Provision for Tax			
Current Income Tax		118,000,000	21,100,000
Deferred Tax Liability (Assets)		(2,056,000)	458,000
Fringe Benefit Tax		14,754,572	900,000
Profit After Tax		230,930,723	45,417,451
APPROPRIATION			
Profit brought forward from the previous years		45,751,784	24,879,413
Available for Appropriation		276,682,507	70,296,864
Proposed Dividend on Equity Shares		14,673,445	9,608,296
Tax on Dividends		2,493,752	1,441,244
<i>Transferred to:</i>			
Statutory Reserve		46,186,145	8,495,540
General Reserve		50,000,000	5,000,000
Balance carried to Balance Sheet		163,329,166	45,751,784
Earnings Per Share Basic		15.74	3.08
Earnings Per Share Diluted		15.40	3.08

Significant Accounting Policies and Notes to Accounts

18

As per our report of even date attached
for **V.NAGARAJAN & Co.,**
Chartered Accountants

Hyderabad,
May 18, 2009

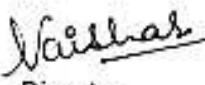


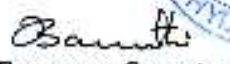
(V. NAGARAJAN)

Partner: M. No. 019959




Managing Director


Director


Company Secretary

M.No. 12605

